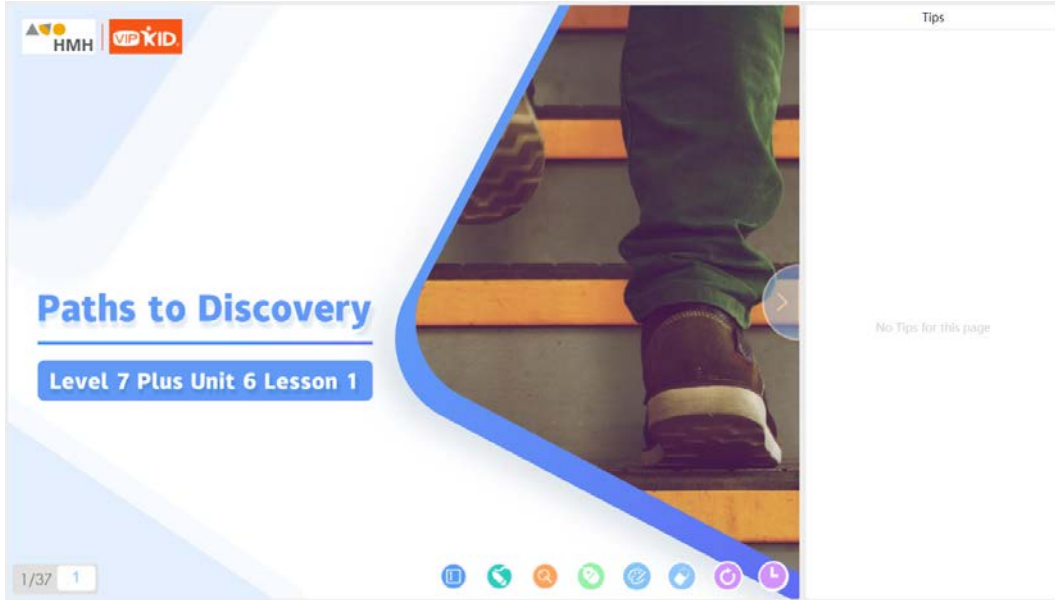


ME-L7-U6-LC1-1



HMH VIP KID

Paths to Discovery

Level 7 Plus Unit 6 Lesson 1

1/37 1

Tips

No Tips for this page

This slide features a blue and white geometric background. On the right, there is a photograph of a person's legs in green pants and brown shoes walking on a wooden staircase. The slide includes logos for HMH and VIP KID, a title 'Paths to Discovery', and a subtitle 'Level 7 Plus Unit 6 Lesson 1'. A navigation bar at the bottom shows a progress indicator '1/37' and a page number '1'. A 'Tips' panel on the right is empty, displaying 'No Tips for this page'.



HMH VIP KID

Learning Goals

Student will be able to:

1. exchange information and ideas.
2. explore the meaning of selection vocabulary.
3. read and discuss a narrative text.
4. interpret adages.
5. plan an oral presentation.
6. identify independent and dependent clauses.

2/37 2

Tips

For reference only. S does not need to read or listen to this information.

This slide features a background image of a suspension bridge over a lush green forest. A blue banner at the top right contains the title 'Learning Goals'. Below the image, a list of six learning goals is presented. The slide includes logos for HMH and VIP KID, a progress indicator '2/37', and a page number '2'. A 'Tips' panel on the right contains the text 'For reference only. S does not need to read or listen to this information.'.



• Warm-Up

Topic Discussion

A single discovery can change the world forever. Can you think of any discoveries that have completely changed the way we understand and communicate with the world around us?








3/37 3

Tips

S freely discusses the prompt.



• Warm-Up 

Critical Vocabulary Pre-Test

✔
✘

Words	I don't know this word. ✘	I've seen this word, but I don't know the meaning. ✘	I know this word. ✔
investigate			
wonder			
awe			
inspiration			

4/37 4

Tips

S judges their familiarity with the new vocabulary to be studied in this lesson by dragging an X to one of the first two columns or a check to the third column for each word.

HMH VIP KID Warm-Up

Critical Vocabulary Pre-Test

✔
✘

Words	I don't know this word. ✘	I've seen this word, but I don't know the meaning. ✘	I know this word. ✔
accomplishment			
courage			
preserve			
journey			

5/37 5

Tips

S judges their familiarity with the new vocabulary to be studied in this lesson by dragging an X to one of the first two columns or a check to the third column for each word.

HMH VIP KID I-Vocabulary

Critical Vocabulary

journey



The travelers began their **journey** up the mountain this morning.

accomplishment



I was so proud of my **accomplishment** that I showed everyone my score.

6/37 6

Tips

S reads the words and sample sentences. S guesses the meanings of the highlighted words before dragging the pictures to the trash can to see the definitions.

Tips HMH VIP KID I-Vocabulary

Critical Vocabulary

investigate



One way to find answers is to **investigate** and look for clues.

preserve



We **preserved** the cherries by boiling them and storing them in jars.

7/37 7

Tips

S reads the words and sample sentences. S guesses the meanings of the highlighted words before dragging the pictures to the trash can to see the definitions.

Tips HMH VIP KID P-Vocabulary

Critical Vocabulary

- Max wanted to **investigate** further, so he asked more questions.

A. research
B. teach
C. find
- The **journey** to the United States wasn't very long: ten hours door to door.

A. trip
B. weather
C. awe
- His greatest **accomplishment** was the novel he wrote.



A. inspiration
B. task to do
C. achievement
- We have to do what we can to **preserve** our national parks.

A. abandon
B. keep alive
C. cut back

8/37 B

Tips

S reads the sentences and circles the correct answers to replace the highlighted words. Answers: 1. A, 2. A, 3. C, 4. B



P-Vocabulary

Critical Vocabulary


- The size of the mountain filled him with **awe**.

A. a feeling of amazement
B. doubt
- Jack had the **courage** to speak to the traveler in English.

A. bravery
B. fear
C. greed
- Jane is an **inspiration** to everyone she meets.

A. a threat
B. a role model
C. a friend
- Mike looked at the pyramid with great **wonder**.

A. courage
B. upset
C. admiration



Tips

S reads the sentences and circles the correct answers to replace the highlighted words in the sentences.
 Answers: 1. A, 2. A, 3. B, 4. C




A-Vocabulary

Critical Vocabulary

- Something that fills me with **awe** is _____.
- I think it takes a lot of **courage** to _____.
- My biggest **accomplishment** is _____.





Tips

S reads and completes each sentence.
 Answers will vary.

Tips HMH VIP KID A-Vocabulary

Critical Vocabulary

Use words from the word bank to continue the story.



Jake is a retired engineer who recently discovered a new passion—art. Every day he comes to this park and...

wonder awe inspiration preserve accomplishment

13/37 13

Tips

S looks at the picture and continues the story using words from the word bank.

Tips HMH VIP KID I-Selection

Essential Question

How can discovery inspire us to keep searching?




14/37 14

Tips

S first answers these questions about the pictures: "What discoveries do you see in each picture?"; "Why do people want to make discoveries?"; and "Why are these discoveries important?" Then S discusses the question on the slide.

Tips HMH VIP KID I-Selection

Connect Quote and Theme

He who never made a mistake never made a discovery.
—Samuel Smiles

What do you think he meant by this quote? How might making a mistake help someone discover something? When might a mistake be a good thing, and when might it not be?

15/37 15


Tips

S freely discusses the quote and the questions. Tip: For the last question, the ideal response would be, "Any mistake can be good if we learn from it or discover something new as a result of it. A mistake might not be good if we don't learn anything from it."

Tips HMH VIP KID I-Selection

The Language of Discovery

Discovery is finding out about new things.
We discover new things about ourselves throughout life as we experience new situations. We also make discoveries about our world as we explore what is happening around us.



16/37 16

Tips

S reads the text and answers the question "How do we discover new things about ourselves?" Suggested answer: We discover new things about ourselves when we experience new situations.

Tips HMH VIP KID I-Selection

The Language of Discovery

Exploring our natural world can inspire us.
Often when we observe or investigate nature, we are filled with wonder and awe.
People, including scientists, artists, engineers, and musicians, use inspiration from nature to create and invent new things.



17/37 17

Tips

S reads the text and answers the question "How can nature make people feel?" Suggested answer: Nature can fill us with awe and inspiration.

Tips HMH VIP KID I-Selection

The Language of Discovery

Inspiration leads us to make the world and ourselves better. People are capable of great accomplishments when they are inspired to act. Inspiration gives us strength and courage to try new things and grow as people.



18/37 18


Tips

S reads the text and answers the question "How can inspiration help make us better?" Answer: Inspiration gives us strength and courage to try new things and grow as people.

Tips HMH VIP KID I-Selection

The Language of Discovery

In this unit, you will find out about discoveries that have led to change or a new understanding of our world. You will find out how John Muir helped to preserve Yosemite and the California valley. You will read about the fascinating formation of the Black Hills. You will also find out how timekeeping has changed over time and you will take a journey 20,000 leagues under the sea.



How do discoveries lead to growth and progress?

19/37 19

Tips

S reads the text and answers the question at the bottom. Suggested answer: Discoveries lead us to a new understanding of our world.

Tips HMH VIP KID P-Comprehension

Graphic Organizer



Which way is the most interesting? Why?

20/37 20

Tips

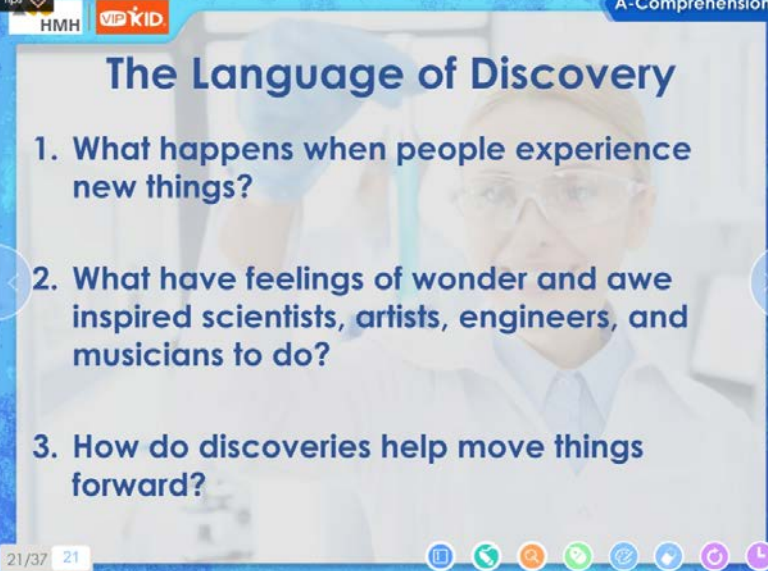
S completes the graphic organizer by discussing different ways people can discover new things. Possible answers: ask questions, read, study, meet new people

Tips HMH VIP KID A-Comprehension

The Language of Discovery

1. What happens when people experience new things?
2. What have feelings of wonder and awe inspired scientists, artists, engineers, and musicians to do?
3. How do discoveries help move things forward?

21/37 21



Tips

S answers the questions with information from the selection as well as from their own prior knowledge and experiences. Suggested answers: 1. They learn and grow, 2. to create new things, 3. They inspire people to continue to discover and lead to new technologies

Tips HMH VIP KID I-Project

Project Introduction: Talk About a Discovery

Goal 1: Plan Your Speech

Think about the discoveries you've read about in medicine, technology, or any other area. Choose one that interests you to discuss in your speech.

22/37 22




Tips

S will present their speech about an interesting discovery in Lesson 4. Goal 1 (this lesson): S talks about different discoveries and chooses one they want to make a speech about. Goal 2 (Lesson 2): S organizes the details to be covered in the speech. Goal 3 (Lesson 3): S practices the beginning, middle, and end of their speech. S is reminded to do some research after class.


Tips HMH VIP KID I-HEW

Adages


An adage is an old, short saying that has come to be accepted as truth. Adages remind us to do, or not to do, certain things.




Look before you leap.



Live and learn.



Nothing ventured, nothing gained.



Strike while the iron is hot.

23/37 23

Tips

S reads the adages and drags the pictures to the trash can to see the examples of how these adages can be used in a sentence. Then S guesses the meaning of each adage. Look before you leap: Think before you act. Live and learn: You learn from your mistakes. Nothing ventured, nothing gained: You cannot be successful if you do not try something, even if there is a chance you will fail. Strike while the iron is hot: Be ready to act when the time is right.

Tips HMH VIP KID P-Vocabulary Strategy

Adages

A. I'm going to audition for a part in the movie, even though I'm very nervous.

B. When I had just begun dance lessons, I couldn't do any of the moves. Now, after a year of practice, I am the best in my class!

C. My friend and I are working together to complete a difficult science project.

Practice makes perfect.

Two heads are better than one.

Nothing ventured, nothing gained.

24/37 24

Tips


S reads the descriptions and draws lines to match the experiences to the adages. Answers: A. Nothing ventured, nothing gained; B. Practice makes perfect; C. Two heads are better than one.

Tips HMH VIP KID A-Vocabulary Strategy

Adages

Provide an example of a situation where you might use each adage.

Adage	Example
Look before you leap.	
Live and learn.	
Nothing ventured, nothing gained.	
Strike while the iron is hot.	



© iStock.com

25/37 25

Tips


S reads each adage and says an example of a situation where each can be used. Answers will vary.

Tips HMH VIP KID I-Vocabulary Strategy

Personal Vocabulary

Words in this word bank have similar meanings to the word "discovery." Drag the cover to the trash can to see the word or definition.

Word Bank	
discovery	something learned about for the first time
encounter	<div style="border: 1px solid black; width: 100%; height: 20px; background-color: #e0e0e0; display: flex; justify-content: flex-end; align-items: center; padding-right: 5px;">1</div>
breakthrough	<div style="border: 1px solid black; width: 100%; height: 20px; background-color: #e0e0e0; display: flex; justify-content: flex-end; align-items: center; padding-right: 5px;">2</div>
<div style="border: 1px solid black; width: 100%; height: 20px; background-color: #e0e0e0; display: flex; justify-content: flex-end; align-items: center; padding-right: 5px;">3</div>	something that hasn't been made before
finding	<div style="border: 1px solid black; width: 100%; height: 20px; background-color: #e0e0e0; display: flex; justify-content: flex-end; align-items: center; padding-right: 5px;">4</div>
<div style="border: 1px solid black; width: 100%; height: 20px; background-color: #e0e0e0; display: flex; justify-content: flex-end; align-items: center; padding-right: 5px;">5</div>	a new idea, concept or device





© iStock.com

26/37 26

Tips

S looks at the word bank and tries to guess the words and definitions one by one, dragging each cover to the trash can when they remember the covered item or can't remember it.



P-Vocabulary Strategy

Personal Vocabulary

Think about how the words in the word bank have slightly different meanings yet are all synonyms of "discovery."



a breakthrough
a discovery
an encounter
a finding
an innovation
an invention

1. A scientist who has worked a long time on a project and has made an important discovery might say "I've made _____!"
2. If someone figured out a new way to do something, it might be called _____.
3. Someone who looks through a microscope and sees things no one has never seen before has made _____.

27/37 27

Tips

S reads the sentences, then drags the correct word to each blank. If time allows, S makes new sentences with the unused words. Answers: 1. a breakthrough/discovery, 2. an innovation, 3. a discovery



A-Vocabulary Strategy

Personal Vocabulary

My Word List

Keeping a list of new words as you read helps you learn new words faster. Choose words from the last slide that you would like to add to your own word list.

Word	Definition	Sentence

28/37 28

Tips

S says three personal vocabulary words, gives their meanings, and uses each in a sentence.

Tips HMH VIP KID I-HEW

Independent and Dependent Clauses

A **clause** is a group of words that contains both a subject and a verb. An **independent clause** can stand alone. It's the same as a sentence. A **dependent clause** cannot stand alone because it does not show a complete thought. A dependent clause usually begins with a **relative pronoun** or a relative adverb.

CLAUSES

independent clause = sentence The best student in my class is Josie.
dependent clause ≠ sentence who is also my friend
independent clause + dependent clause = sentence The best student in my class is Josie, who is also my friend.

Can you find the relative pronoun?

29/37 29

Tips


S is introduced to independent and dependent clauses.

Tips HMH VIP KID P-HEW

Independent and Dependent Clauses

The writer who visited the school enjoyed the class.

1. What is the relative pronoun in the sentence?
2. Can *who visited the school* stand alone without the rest of the sentence?
3. Is *who visited the school* an independent or dependent clause?
4. Is *the writer enjoyed the class* an independent or dependent clause?



30/37 30

Tips

S reads the sentence and answers the questions. Answers: 1. who, 2. no, 3. dependent, 4. independent

Tips HMH VIP KID P-HEW

Independent and Dependent Clauses

Drag the words and phrases to make sentences. Name dependent and independent clauses in each sentence.

The teacher joined the school in March who is my favorite

is my sister is playing in the sandbox who The little girl

31/37 31

Tips


S drags the words and phrases to make sentences. Then S names dependent and independent clauses in each sentence. Answers: 1. The teacher who joined the school in March is my favorite. (The teacher is my favorite, independent clause; who joined the school in March, dependent clause) 2. The little girl who is playing in the sandbox is my sister. (The little girl is my sister, independent clause; who is playing in the sandbox, dependent clause)

Tips HMH VIP KID A-HEW

Independent and Dependent Clauses

Look at the picture and say two sentences using the relative pronoun "who."

1. What is the relative pronoun?
2. What is the dependent clause?
3. What is the independent clause?



32/37 32

Tips

S looks at the picture and says two sentences with an adjective clause beginning with "who." Then S answers the questions about their sentences. Answers will vary.

Tips HMH VIP KID Free Talk

Free Talk

Choose something that inspires you and explain why.



- science
- technology
- learning English
- nature

33/37 33

Tips

S begins with a Q&A session and extends into free talk, using the question on the slide as a springboard.

Tips HMH VIP KID Self-Reflection

Self-Reflection

Now I am familiar with...

- investigate
- journey
- awe
- inspiration
- accomplishment
- preserve
- courage
- wonder
- adages
- personal vocabulary
- dependent clauses
- independent clauses
- "The Language of Discovery"

34/37 34

Tips

S evaluates their performance by checking off the words and concepts they learned in this lesson.

Tips HMH VIP KID

Q&A



35/37 35

Navigation icons: Home, Chat, Search, Share, Refresh, Back, Forward, Stop, Play


Tips

S asks any questions about the lesson and answers questions to check comprehension. For example, "What is an adage?", "What is an independent clause?", and "What words have similar meaning to 'discovery'?"

Tips HMH VIP KID

Enrichment time!

Goodbye



36/37 36

Navigation icons: Home, Chat, Search, Share, Refresh, Back, Forward, Stop, Play

Tips

T may remind S to finish the post-class enrichment activities.

The image shows a digital whiteboard interface. At the top left, there are logos for 'HMH' and 'VIP KID'. A 'Tips' icon is also visible. The main area is a large, empty yellow rectangle. On the right side, there is a 'Tips' panel containing the text: 'If S has extra time they can discuss anything related to this lesson on this slide.' At the bottom left, a small box shows '37/37' and '37'. At the bottom center, there is a row of seven circular icons representing different social media or sharing options.